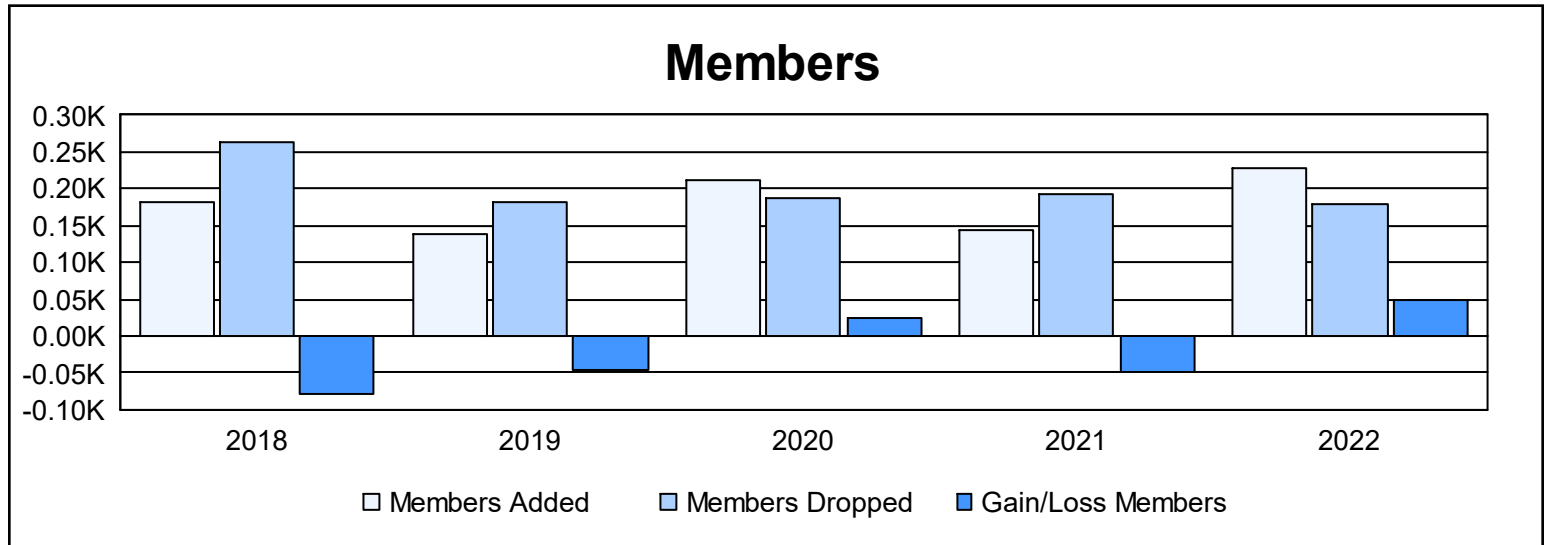
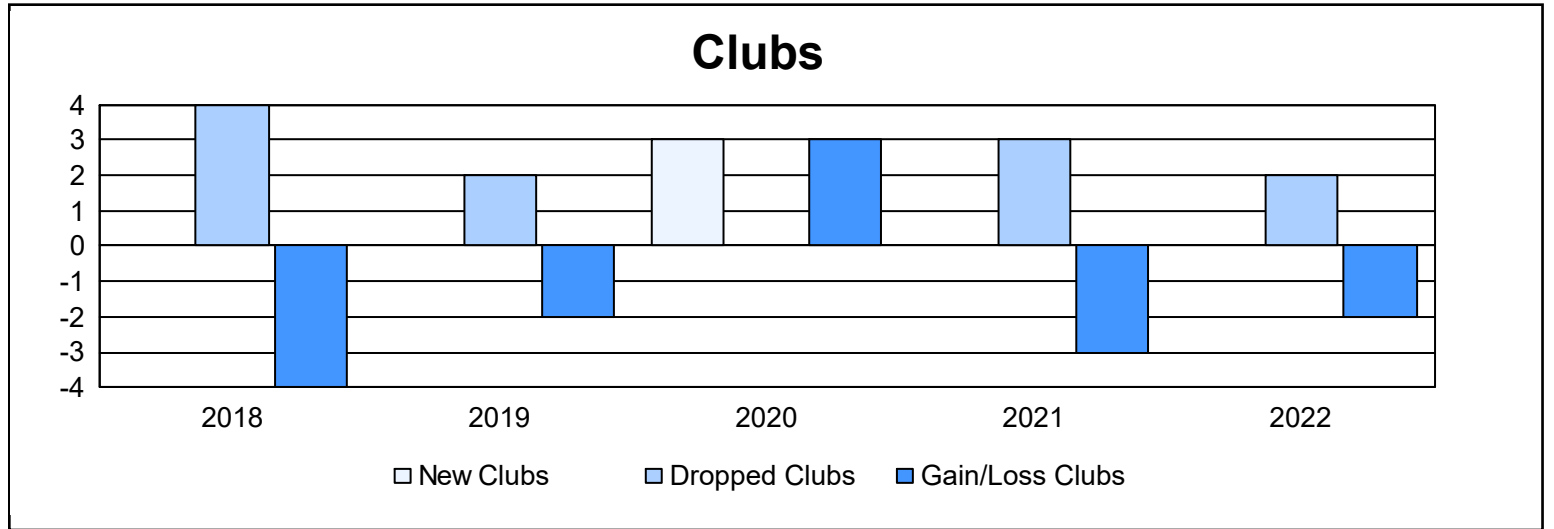
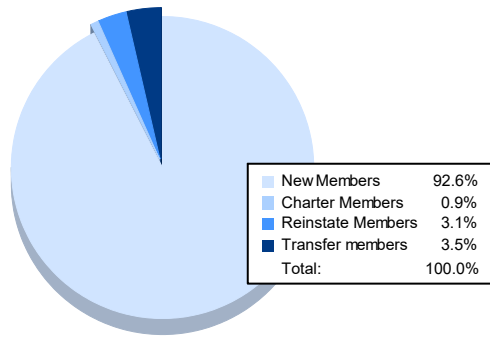


Year	New Clubs	Dropped Clubs	Gain/ Loss Clubs	New Members	Charter Members	Reinstate Members	Transfer Members	Total Member Added	Total Members Dropped	Gain/ Loss Members
2017-2018	0	4	-4	168	2	8	5	183	263	-80
2018-2019	0	2	-2	124	0	6	8	138	183	-45
2019-2020	3	0	3	96	107	5	5	213	188	25
2020-2021	0	3	-3	129	3	4	9	145	193	-48
2021-2022	0	2	-2	212	2	7	8	229	180	49
<b>Average</b>	<b>1</b>	<b>2</b>	<b>-2</b>	<b>146</b>	<b>23</b>	<b>6</b>	<b>7</b>	<b>182</b>	<b>201</b>	<b>-20</b>



### Membership Composition June 2022 Cumulative



### Gender Composition June 2022 Cumulative

